

May 2017

# Marine tardigrades from South Carolina, USA

Paul J. Bartels  
*Warren Wilson College, pbartels@warren-wilson.edu*

Lilvia J. Bradbury  
*Warren Wilson College*

Diane R. Nelson  
*East Tennessee State University*

Follow this and additional works at: <http://scholarcommons.sc.edu/jscas>

 Part of the [Biodiversity Commons](#), [Biology Commons](#), [Marine Biology Commons](#), and the [Zoology Commons](#)

---

## Recommended Citation

Bartels, Paul J.; Bradbury, Lilvia J.; and Nelson, Diane R. (2017) "Marine tardigrades from South Carolina, USA," *Journal of the South Carolina Academy of Science*: Vol. 15 : Iss. 1 , Article 7.  
Available at: <http://scholarcommons.sc.edu/jscas/vol15/iss1/7>

This Article is brought to you for free and open access by the Colleges of Sciences at Scholar Commons. It has been accepted for inclusion in Journal of the South Carolina Academy of Science by an authorized editor of Scholar Commons. For more information, please contact [SCHOLARC@mailbox.sc.edu](mailto:SCHOLARC@mailbox.sc.edu).

---

# Marine tardigrades from South Carolina, USA

## Abstract

Until now, there have been only three studies of marine tardigrades from South Carolina, USA. The Fall 2015 invertebrate zoology class from Warren Wilson College collected four sediment samples from Huntington Beach State Park: shallow beach sand, deep beach sand, shallow salt marsh sediment, and deep salt marsh sediment. No tardigrades were found in the salt marsh, but two species were found in the beach samples. *Batillipes pennaki* Marcus, 1946 was found in shallow and deep beach sand, and three specimens of a potentially new species of *Stygarctus* Schulz, 1951 were found in the deep beach sand at groundwater level. Subsequent collections to find more specimens of *Stygarctus* have been unsuccessful so far, but a third species record, *Orzeliscus belopus* du Bois-Reymond Marcus, 1952, *sensu lato* was verified. Three eutardigrade species were also found in the beach sand, but we presume these were “accidentals” from terrestrial environments. A summary of known marine tardigrades from SC is presented.

## Keywords

*Stygarctus*, new species, Tardigrada, marine water bears, Heterotardigrada, intertidal meiofauna, biogeography

## Cover Page Footnote

Acknowledgements Support for field collections for this work was provided by the Department of Biology of Warren Wilson College for the invertebrate zoology class field trip of 2015. Students in this class were responsible for field collections, field processing, and naming the potential new species. Students in the class were Livia Bradbury, Olivia Delaune, Michael Giambalvo, Isabel Harger, Maya Heubner, Miron Honer, Evan Lamb, Meredith Langford, Christina Myslinski, Adaline Pann, Sean Reckert, Ellina Smith, Hope Smith, Oscar Thompson, Alisha Weaver, and Christopher Weber. We thank Hope Smith for returning to Huntington Beach State Park on a second ill-fated attempt to collect *Stygarctus*, and Margo Nottoli for assistance with the July 2016 collections. We also thank Dr. Leland Pollock for the generous donation of his entire marine tardigrade slide collection which is now housed at Warren Wilson College in the personal collection of the lead author. East Tennessee State University provided partial support for Dr. Diane Nelson.

# Marine tardigrades from South Carolina, USA

Paul J. Bartels<sup>1,3</sup>, Lilvia J. Bradbury<sup>1</sup> & Diane R. Nelson<sup>2</sup>

<sup>1</sup>Department of Biology, Warren Wilson College, Asheville, NC 28815, USA.

<sup>2</sup>Department of Biological Sciences, East Tennessee State University, Johnson City, TN 37614, USA.

<sup>3</sup>Corresponding author

Until now, there have been only three studies of marine tardigrades from South Carolina, USA. The Fall 2015 invertebrate zoology class from Warren Wilson College collected four sediment samples from Huntington Beach State Park: shallow beach sand, deep beach sand, shallow salt marsh sediment, and deep salt marsh sediment. No tardigrades were found in the salt marsh, but two species were found in the beach samples. *Batillipes pennaki* Marcus, 1946 was found in shallow and deep beach sand, and three specimens of a potentially new species of *Stygarctus* Schulz, 1951 were found in the deep beach sand at groundwater level. Subsequent collections to find more specimens of *Stygarctus* have been unsuccessful so far, but a third species record, *Orzeliscus belopus* du Bois-Reymond Marcus, 1952, *sensu lato* was verified. Three eutardigrade species were also found in the beach sand, but we presume these were “accidentals” from terrestrial environments. A summary of known marine tardigrades from South Carolina is presented.

## Introduction

Only one record exists in peer-reviewed literature with species-level identifications for marine tardigrades from South Carolina, USA (Fleeger 1978, three species). Coull (1985) reported marine tardigrades in SC, but these were identified only to phylum. A master’s thesis (Gaugler 2002) listed 11 intertidal species from beach sand at Huntington Beach State Park (HBSP), Georgetown County, SC, but these results were never published, descriptions were inadequate, and all specimens have been misplaced. Thus, all records from Gaugler’s thesis need verification before they can be considered valid. In the fall of 2015, the invertebrate zoology class from Warren Wilson College collected beach sand at Huntington Beach State Park and found two tardigrade species. One is a possible new species in the genus *Stygarctus*. Subsequent collections were made at HBSP in an unsuccessful attempt to uncover more specimens of *Stygarctus*. Here we summarize previous records from SC, and we report the results of our collections, thus validating some records from Gaugler (2002).

## Material and Methods

On 13 Sep 2015, sediment samples were collected at two sites at Huntington Beach State Park: beach sand samples were collected near the boardwalk at the north end of the park (33° 30.862' N, 79° 2.916' W), and salt marsh samples were collected at Oaks Creek (33° 31.406' N, 79° 3.731' W). At the beach, sand was collected in the mid-intertidal zone. One sample was taken from the top 2–4 cm of surface sand. Another sample was taken at the groundwater level about 0.5–1 m below the surface. The deeper beach sample contained more shell fragments and was coarser than the shallow sample. Intertidal samples at the salt marsh included a very shallow surface sample consisting of only about the top 1 cm. This was light brown in color with finer sand and some silt compared to the beach sand. Immediately below this layer was a black, anoxic mix of fine sand and mud. We collected a sample of this black sediment, approximately 2–10 cm below the surface. Sediment analysis was not conducted.

For all four samples (shallow beach, deep beach, shallow marsh, deep marsh), 15 individual students collected small amounts of sediment by hand, trowel or shovel. Individual student collections were separated by at least 1 m from each other. These were combined into a single 5-gallon bucket until a total of four liters of sediment was collected for each sample. The freshwater shock method was used (Kristensen 1983), and after the sediment was agitated the supernatant was decanted through a 64 µm sieve and

backwashed with saltwater. This was repeated for a second washing. Samples were fixed with 4% buffered formalin. Samples were sorted under a stereomicroscope, animals were mounted with polyvinyl alcohol, and cover slips were sealed with fingernail polish. Animals were examined with phase contrast (PhC) and differential interference contrast (DIC) with an Olympus BX60 microscope equipped with a Jenoptics C14+ digital camera. Measurements were completed with i-Solution v. 8.1 morphometric software. Drawings were made with a Wacom Cintiq 13HD Touch pen display.

Two additional collecting trips were made to HBSP. In January of 2016 four liter sand samples were taken in the mid-tide zone and processed as above. On 21 Jul 2016 seven samples were collected totalling about 70 liters of sand. These were spread between high tide, mid-tide, and upper low tide zones. These samples were processed as above, except no preservative was used and fresh samples were processed within two days of collecting. Additionally, the July samples were subjected to five freshwater washings.

Identifications were based on keys in Ramazzotti & Maucci (1983), de Zio Grimaldi et al. (1987), Pollock (1971), and Rho et al. (1999). Original species descriptions were also consulted.

Voucher specimens from these collections are in the collection of Paul J. Bartels at Warren Wilson College.

## Results

All marine tardigrade species reported for South Carolina are listed in Table 1, including those found in this study.

In our fall 2015 collections, the two beach samples contained large numbers of nematodes and copepods, as well as other meiofauna. The shallow beach sample contained 24 *Batillipes pennaki* and the deep beach sample contained 13 *B. pennaki* and three specimens of a possible new *Stygarctus* (two males, one female). The shallow marsh sample contained a smaller number of nematodes and copepods, many turbellarians, but no tardigrades. The deep marsh sample was nearly devoid of meiofauna.

No tardigrades were found in the January 2016 samples.

In the July 2016 samples, huge numbers of various meiofauna were found with nematodes, copepods and turbellarians being most abundant. *Batillipes pennaki* was the most common tardigrade found in these samples, and it occurred from high to low tide zones. In the one high tide sample there were hundreds of *B. pennaki*. Three specimens of *Orzeliscus belopus sensu lato* were found in mid to low tide samples. We also found five eutardigrades which we presume are “accidentals” from terrestrial

habitats. That is, these are not likely to be commonly found in marine habitats. There were three specimens of *Minibiotus pustulatus* (Ramazzotti, 1959), which is a new record for South Carolina (Meyer 2013), one specimen of *Minibiotus intermedius* (Plate, 1888), and one specimen of a very unusual *Macrobiotus* C.A.S. Schultze, 1834 with bands of brown or maroon pigment. No eggs were found precluding further identification. These eutardigrades were in the mid and low tide samples. Unfortunately, we found no additional specimens of *Stygaretus*. The marine tardigrades found in our collections are discussed below.

**Taxonomic accounts**

Phylum: Tardigrada Doyère, 1840

Class: Heterotardigrada Marcus, 1927

Order: Arthrotardigrada Marcus, 1927

Family: Batillipedidae Ramazzotti, 1962

Genus: *Batillipes* Ramazzotti, 1962

*Batillipes pennaki* Marcus, 1946

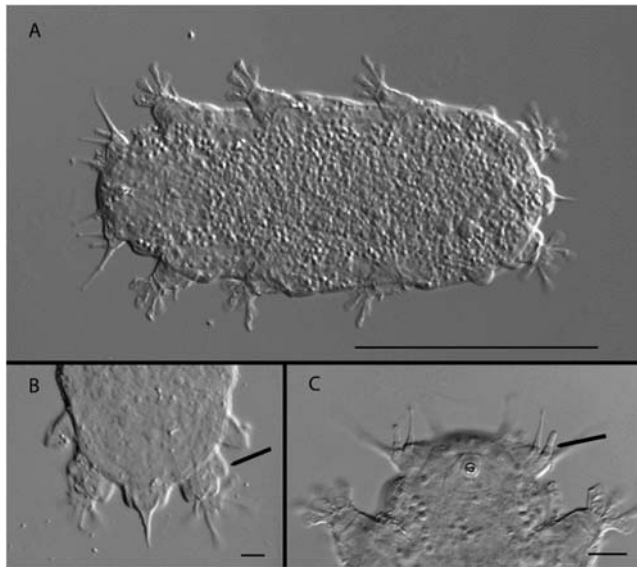


Figure 1. Photographs (DIC) of *Batillipes pennaki* from Huntington Beach State Park, South Carolina, USA. A = habitus, scale bar = 100  $\mu$ m. B = tail-like caudal appendage and femur (arrow) of leg IV, scale bar = 10  $\mu$ m. C = constriction of clava (arrow), scale bar = 10  $\mu$ m.

The specimens collected from HBSP were compared with *B. pennaki* from Massachusetts from the collection of Dr. Leland Pollock and specimens previously collected in North Carolina by the lead author (unpublished).

There were no obvious differences in the specimens from South Carolina, North Carolina, and Massachusetts, and they all perfectly matched the descriptions of *B. pennaki* in Marcus (1946) and the keys of Pollock (1971) and Rho et al. (1999). The identifying characters are the oddly shaped femur of leg IV (Fig. 1B), the single sharply pointed caudal appendage arising from a pedestal (Fig. 1B), and the constriction in the clava (Fig. 1C).

Family: Halechiniscidae Thulin, 1928

Subfamily: Orzeliscinae (Schulz, 1963)

Genus: *Orzeliscus* du Bois-Reymond Marcus, 1952

*Orzeliscus belopus* du Bois-Reymond Marcus, 1952

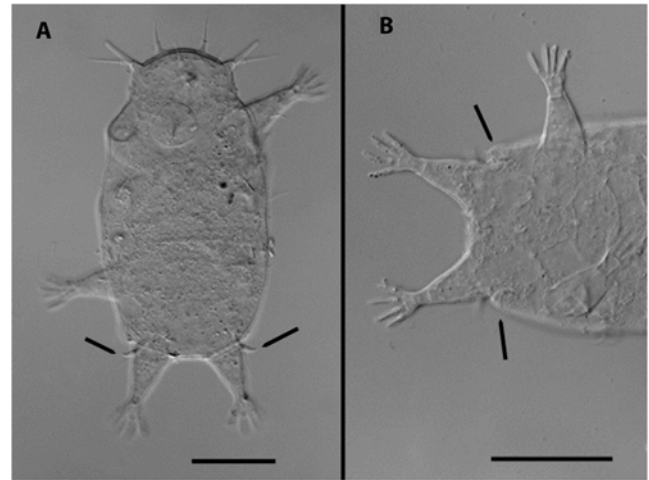


Figure 2. Photographs of *Orzeliscus belopus sensu lato* from Huntington Beach State Park, South Carolina. DIC, scale bars = 50  $\mu$ m. A = Mid-body focal plane, arrows indicate leg IV sensory papillae. B=Ventral focal plane, arrows indicate “blister-like” lateral swellings between legs III and IV.

Our specimens match the description of *Orzeliscus belopus* in McKirdy et al. 1976. This includes some differences from the original description by du Bois-Reymond Marcus (1952), including the degree of enlargement at the base of the primary clavae, and the “blister-like” lateral swellings between legs III and IV (Fig. 2B). Our specimens clearly differ from *Orzeliscus septentrionalis* Schulz, 1953 by the presence of the sensory papillae on leg IV (Fig. 2A). McKirdy et al. (1976), however, discuss problems with the original descriptions of both species in this genus, and Kaczmarek et al. (2015) concluded that the *Orzeliscus* species are in need of redescription. Thus, we identify our specimens as *Orzeliscus belopus sensu lato*.

Family: Stygarctidae Schulz, 1951  
 Subfamily: Stygarctinae Schulz, 1951  
 Genus: *Stygarctus* Schulz, 1951  
*Stygarctus* cf. *bradypus* Schulz, 1951

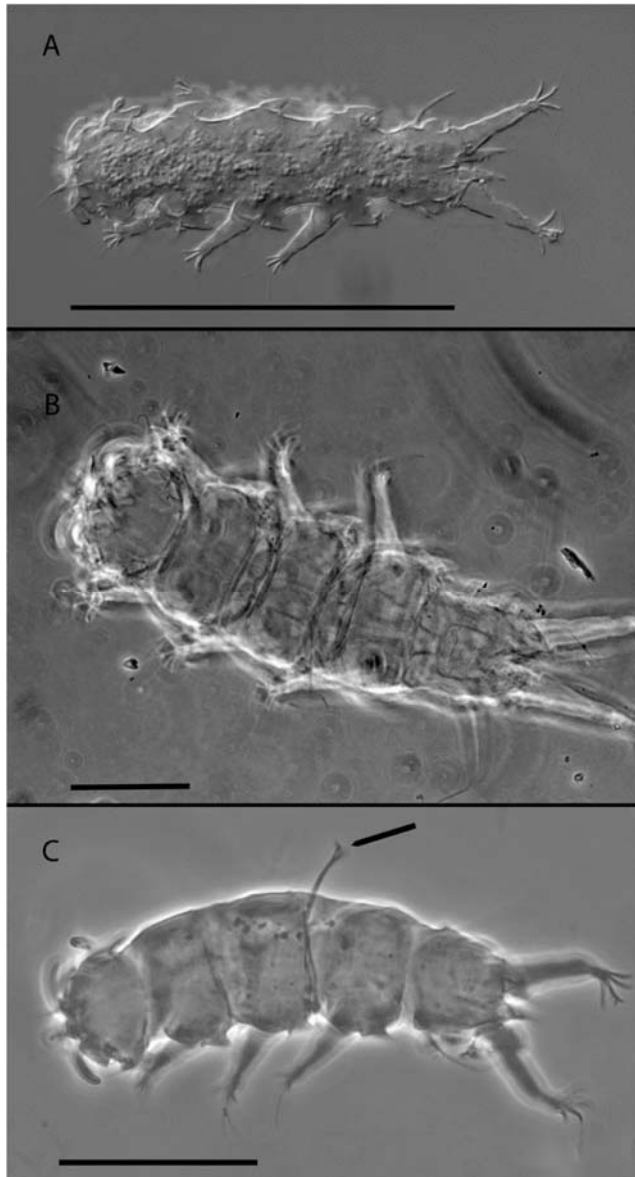


Figure 3. Photographs of *Stygarctus* cf. *bradypus* from Huntington Beach State Park, South Carolina. A = habitus, composite image, DIC, scale bar = 100 µm. B = dorsal aspect, PhC, scale bar = 25 µm. C = Male showing dorsal spine (arrow), PhC, scale bar = 50 µm.

Two males and one female were found in our samples. Several specimens identified as *Stygarctus bradypus* Schulz, 1951 from Edisto Beach, SC from the Pollock collection were also examined. There were a total of three slides with five animals in the Pollock collection. Only one of these individuals was a recognizable female, and this individual was compared to our female specimen. Our specimens match the original description of *Stygarctus bradypus* in almost all characters. However, the seminal

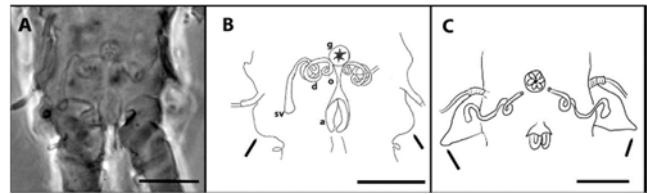


Figure 4. Female reproductive structures in *Stygarctus* cf. *bradypus* from Huntington Beach State Park, South Carolina compared to *S. bradypus* type specimen. Scale bars = 10 µm. A = photograph of South Carolina female seminal receptacle system, (PhC). B = drawing of South Carolina female seminal receptacle system, arrows indicate lateral lobes. g = gonopore, o = opening to seminal ducts, d = seminal receptacle ducts, sv = seminal vesicle, a = anus. C = drawing of *S. bradypus* female seminal receptacle system (redrawn from Renaud-Mornant 1970), arrows indicate lateral lobes.

receptacles of our female specimen (Fig. 4 A,B) are strikingly different from *S. bradypus* (Fig. 4 C) and all other members of the genus, as follows. The paired seminal receptacles have openings through the cuticle 1 µm lateral to and 1 µm posterior to the gonopore. The seminal receptacle ducts form multiple loose loops terminating in an enlarged seminal vesicle projecting well caudally. The right vesicle is clearly observable, but the left vesicle is not visible. In addition to the differences in the seminal receptacles, the presumptive new species also appears to differ from *S. bradypus* by less prominent lateral lobes on the caudal dorsal plate. Based on Figs. 1 & 2 in Schulz (1951) and Fig. 9E in de Zio Grimaldi et al. (2003), these lateral lobes are quite elongate in *S. bradypus*.

In the single female specimen identified as *S. bradypus* from Edisto Beach, SC in the Pollock collection, the gonopore, anus, and connecting cuticular thickening closely match our specimen from Huntington Beach. The seminal receptacles are poorly preserved in the Pollock specimen, but loose loops can be seen on one side. Pollock’s SC specimen, then, is much like our SC specimen, and is probably the same species.

### Discussion

Only one published report lists tardigrade species from South Carolina (Fleeger 1978). Fleeger sampled subtidal sand and intertidal mud and listed three taxa identified to species (Table 1). *Echiniscoides sigismundi* now has several recognized subspecies and is a cryptic species complex (Kristensen & Hallas 1980, Faurby et al. 2012). No subspecies was given in Fleeger (1978), and this record should be given as *E. sigismundi sensu lato*. Gaugler’s thesis (2002) on beach tardigrades in SC listed 11 previously known species, six additional unidentified *Batillipes* (Table 1), and one specimen of *Paradoxipus* Kristensen & Higgins, 1989 that was not identified to species. Since none of these were published in peer-reviewed literature, since the descriptions were very brief, and since all slides from this collection have been misplaced, each of his records is in need of verification.

Our collections yielded three species of marine tardigrades from beach intertidal sand. *Batillipes pennaki* can now be considered a confirmed species from SC. Previous U.S. Atlantic Coast records of this species include the states of Massachusetts (Marcus 1946, Pollock 1970), New Hampshire (Pollock 1970), New York (Martinez 1975), and Florida (McKirdy 1975), but no additional records in North America have been reported in the past 30 years.

*Batillipes pennaki* is widely distributed (see Kaczmarek et al. 2015 for records of all marine tardigrades and an interactive map

Table 1. Marine tardigrade reports from South Carolina, USA. Bold font indicates marine species that have been published in peer reviewed literature, which accordingly can be considered valid records. HBSP=Huntington Beach State Park. \* = terrestrial eutardigrades that are probably not true marine species. Gaugler thesis information used with permission of the author.

<b>Species</b>	<b>Location</b>	<b>Habitat</b>	<b>Authority</b>
<i>Batillipes bullacaudatus</i> McGinty & Higgins, 1968	HBSP, Georgetown County	intertidal sand	Gaugler 2002
<b><i>Batillipes carnonensis</i></b> Fize, 1957	North Inlet, Georgetown County	subtidal sand	Fleeger 1978
	HBSP, Georgetown County	intertidal sand	Gaugler 2002
<i>Batillipes</i> cf. <i>dicrocercus</i> Pollock, 1970	HBSP, Georgetown County	intertidal sand	Gaugler 2002
<i>Batillipes littoralis</i> Renaud- Debyser, 1959	HBSP, Georgetown County	intertidal sand	Gaugler 2002
<i>Batillipes mirus</i> Richters, 1909	HBSP, Georgetown County	intertidal sand	Gaugler 2002
<i>Batillipes</i> cf. <i>noerrevangi</i> Kristensen, 1978	HBSP, Georgetown County	intertidal sand	Gaugler 2002
<b><i>Batillipes pennaki</i></b> Marcus, 1946	HBSP, Georgetown County	intertidal sand	Gaugler 2002, this study
<i>Batillipes roscoffensis</i> Kristensen, 1978	HBSP, Georgetown County	intertidal sand	Gaugler 2002
<i>Batillipes</i> sp.	North Inlet, Georgetown County	subtidal sand	Fleeger 1978
<i>Batillipes</i> sp. A	HBSP, Georgetown County	intertidal sand	Gaugler 2002
<i>Batillipes</i> sp. B	HBSP, Georgetown County	intertidal sand	Gaugler 2002
<i>Batillipes</i> sp. C	HBSP, Georgetown County	intertidal sand	Gaugler 2002
<i>Batillipes</i> sp. D	HBSP, Georgetown County	intertidal sand	Gaugler 2002
<i>Batillipes</i> sp. E	HBSP, Georgetown County	intertidal sand	Gaugler 2002
<i>Batillipes</i> sp. F	HBSP, Georgetown County	intertidal sand	Gaugler 2002
<b><i>Echiniscoides sigismundi</i></b> <b>sensu lato</b> M. Schultze, 1865	North Inlet, Georgetown County	subtidal sand and intertidal mud	Fleeger 1978
<i>Halechiniscus greveni</i> Renaud- Mornant & Deroux, 1976	HBSP, Georgetown County	intertidal sand	Gaugler 2002
<i>Halechiniscus remanei</i> Schulz, 1955	North Inlet, Georgetown County	subtidal sand and intertidal mud	Fleeger 1978
* <i>Minibiotus intermedius</i>	HBSP, Georgetown County	intertidal sand	this study
* <i>Minibiotus pustulatus</i>	HBSP, Georgetown County	intertidal sand	this study
* <i>Macrobotus</i> sp.	HBSP, Georgetown County	intertidal sand	this study
<b><i>Orzeliscus belopus sensu lato</i></b>	HBSP, Georgetown County	intertidal sand	Gaugler 2002, this study
<i>Paradoxipus</i> sp.	HBSP, Georgetown County	intertidal sand	Gaugler 2002
<i>Stygarctus bradypus</i>	HBSP, Georgetown County	intertidal sand	Gaugler 2002
<b><i>Stygarctus</i> cf. <i>bradypus</i></b>	HBSP, Georgetown County	intertidal sand	this study

and Miller & Perry 2016 for a summary of marine tardigrades in the Americas). It lives in both intertidal and subtidal sand (de Zio Grimaldi and D'Addabbo 2001). *Batillipes pennaki* is relatively well studied, and a good review of the literature for this species can be found in Zawierucha et al. (2013).

*Orzeliscus belopus sensu lato* is extremely broadly distributed in a wide diversity of sediment types and depths, but this distribution is dubious due to the poor original description (Kaczmarek et al. 2015). A revision of this genus is needed.

The *Stygarctus* specimens found at HBSP have a unique seminal receptacle morphology and appear to be a new species. J.G. Hansen (pers. comm.) believes that *S. bradypus* is a cryptic species complex with morphological differences largely confined to the anatomy of the seminal receptacles. Fujimoto (2014) recently described a new species, *Stygarctus ayatori* in the *S. bradypus* complex, based primarily on the morphology of seminal receptacles. Hansen et al. (2012) described other marine tardigrades based on seminal receptacles. We believe that describing a new species in our case is premature, however, until additional female specimens are found. We will continue our search.

The HBSP *Stygarctus* specimens raise questions about previous records of *S. bradypus* from the U.S. East Coast, the Western Atlantic, and the Caribbean. *Stygarctus bradypus* has been reported from Massachusetts (Uhlrig 1968, McGinty & Higgins 1968), Virginia (McGinty & Higgins 1968), North Carolina (Lindgren 1971, McGinty & Higgins 1968), the Bimini Islands in the Bahamas (Renaud-Debyser 1959), and Jamaica (McGinty & Higgins 1968), as well as in South Carolina in Gaugler's thesis (2002), but the female reproductive anatomy was not described in any of these publications. Thus, it is possible that these previous records of *S. bradypus* from the Western Atlantic might be the same species as our HBSP *Stygarctus*. We propose that all previous records from this region should be listed as *S. bradypus sensu lato* in future publications.

### Acknowledgements

Support for field collections for this work was provided by the Department of Biology of Warren Wilson College for the invertebrate zoology class field trip of 2015. Students in this class were responsible for field collections, field processing, and naming the potential new species. Students in the class were Livia Bradbury, Olivia Delaune, Michael Giambalvo, Isabel Harger, Maya Heubner, Miron Honer, Evan Lamb, Meredith Langford, Christina Myslinski, Adaline Pann, Sean Reckert, Ellina Smith, Hope Smith, Oscar Thompson, Alisha Weaver, and Christopher Weber. We thank Hope Smith for returning to Huntington Beach State Park on a second ill-fated attempt to collect *Stygarctus*, and Margo Nottoli for assistance with the July 2016 collections. We also thank Dr. Leland Pollock for the generous donation of his entire marine tardigrade slide collection which is now housed at Warren Wilson College in the personal collection of the lead author. East Tennessee State University provided partial support for Dr. Diane Nelson.

### Notes and References

\*Corresponding author E-mail: [pbartels@warren-wilson.edu](mailto:pbartels@warren-wilson.edu)

Coull, B.C. (1985) Long-term variability of estuarine meiobenthos: an 11 year study. *Marine Ecology Progress Series*, 24, 205–218.  
de Zio Grimaldi, S., D'Addabbo Gallo, M. & Morone de Lucia, M.R. (1992) *Neoarctus primigenius* n.g., n.sp., a new Stygarctidae of the Tyrrhenian Sea (Tardigrada, Arthrotardigrada). *Bollentino di*

- Zoologia*, 59 (3), 309–313.  
<http://dx.doi.org/10.1080/11250009209386687>  
de Zio Grimaldi, S., & D'Addabbo, M.G. (2001) Further data on the Mediterranean Sea tardigrade fauna. *Zoologischer Anzeiger*, 240 (3), 345–360.  
de Zio Grimaldi, S., D'Addabbo Gallo, M., Morone de Lucia, M.R. & D'Addabbo, L. (1987) Marine Arthrotardigrada and Echiniscoidea (Tardigrada, Heterotardigrada) from the Indian Ocean. *Bollentino di Zoologia*, 54 (4), 347–357. <http://dx.doi.org/10.1080/11250008709355608>  
de Zio Grimaldi, S., Gallo D'Addabbo, M., Sandulli, R. & D'Addabbo, R. (2003) Checklist of the Italian marine Tardigrada. *Meiofauna Marina*, 12, 97–135.  
Doyère, L. (1840) Mémoire sur les Tardigrades. *Annales des sciences naturelles*, Ser. 2, Paris, 14, 269–361.  
Du Bois-Reymond Marcus, E. (1952) On South American Malacopoda. *Boletim da Faculdade de Filosofia, Ciências e Letras da Universidade de São Paulo, serie Zoologia*, 17, 189–209.  
Faurby, S., Jørgensen, A., Kristensen, R.M., Funch, P. (2011) Phylogeography of North Atlantic intertidal tardigrades: refugia, cryptic speciation and the history of the Mid-Atlantic Islands. *Journal of Biogeography*, 38, 1613–1624.  
Fize, A. (1957) Description d'une espece nouvelle de Tardigrade *Batillipes carmonensis*, n. sp. *Bulletin de la Société Zoologique de France*, 82, 430–433.  
Fleeger, J.W. (1978) Phylum Tardigrada. In: R.G. Zingmark, editor. *An annotated checklist of the biota of the coastal zone of South Carolina*. University of South Carolina Press, Columbia, South Carolina, p. 224.  
Fujimoto, S. (2014) A new *Stygarctus* (Arthrotardigrada: Stygarctidae) from Japan, with entangled seminal receptacle ducts. *Zootaxa*, 3784 (2), 187–195. <http://dx.doi.org/10.11646/zootaxa.3784.2.8>  
Gaugler, M.S. (2002) Marine interstitial tardigrades and other meiofauna of Huntington Beach, South Carolina. M.S. Thesis. East Tennessee State University. Available from: <http://dc.etsu.edu/etd/734> (accessed 7 October 2015).  
Hansen, J.G., Kristensen, R.M. & Jørgensen, A. (2012) The armoured marine tardigrades (Arthrotardigrada, Tardigrada). *Scientia Danica. Series B, Biologica*, 2, 1–91.  
Kaczmarek, L., Bartels, P.J., Roszkowska, M. & Nelson, D.R. (2015) The zoogeography of marine Tardigrada. *Zootaxa*, 4037, 1–189.  
Kristensen, R.M. (1978) Notes on marine heterotardigrades I. Description of two new *Batillipes* species, using the electron microscope. *Zoologischer Anzeiger*, 200 (1) 1–17.  
Kristensen, R.M. (1983) Loricifera, a new phylum with Aschelminthes characters from the meiobenthos. *Journal of Zoological Systematics and Evolutionary Research*, 21 (3), 163–180. <http://dx.doi.org/10.1111/j.1439-0469.1983.tb00285.x>  
Kristensen, R.M. & Hallas, T.E. (1980) The tidal genus *Echiniscoidea* and its variability, with erection of Echiniscoidea fam. n. (Tardigrada). *Zoologica Scripta*, 9 (1-4), 113–127.  
Kristensen, R.M. & Higgins, R.P. (1989) Marine Tardigrada from the southeastern United States coastal waters I. *Paradoxipus orzeliscoides* n. gen., n. sp. (Arthrotardigrada: Halechiniscidae). *Transactions of the American Microscopical Society*, 108, 262–282.  
Lindgren, E.W. (1971) Psammolittoral marine tardigrades from North Carolina and their conformity to worldwide zonation patterns. *Cahiers de Biologie Marine Station Biologique de Roscoff, Paris*, 12 (4), 481–496.  
Marcus, E. (1927) Zur Anatomie und Ökologie mariner Tardigraden. *Zoologische Jahrbücher. Abteilung für Systematik* 53, 487–558.  
Marcus, E. (1946) *Batillipes pennaki*, a new marine tardigrade from the North and South American Atlantic coast. *Comunicaciones Zoologicas del Museo de Historia Natural de Montevideo*, 2, 1–3.  
Martinez, E.A. (1975) Marine meiofauna of a New York City beach, with particular reference to Tardigrada. *Estuarine and Coastal Marine Science*, 3 (3), 337–348. [http://dx.doi.org/10.1016/0302-3524\(75\)90033-X](http://dx.doi.org/10.1016/0302-3524(75)90033-X)

- McGinty, M. & Higgins, R. (1968) Ontogenetic variation of taxonomic characters of two marine tardigrades with the description of *Batillipes bullacaudatus* n. sp. *Transactions of the American Microscopical Society*, 87, 252–262. <http://dx.doi.org/10.2307/3224449>
- McKirby, D.J. (1975) *Batillipes* (Heterotardigrada): Comparison of six species from Florida (USA) and a discussion of taxonomic characters within the genus. *Memorie dell'Istituto Italiano di Idrobiologia, Pallanza*, 32, 177–223.
- McKirby, D., Schmidt, P. & McGinty-Bayly, M. (1976) Interstitielle Fauna von Galapagos. XVI. Tardigrada. *Mikrofauna des Meeresbodens*, 58, 409–449.
- Meyer, H.A. (2013) Terrestrial and freshwater Tardigrada of the Americas. *Zootaxa* 3747, 1–71.
- Miller, W.R. & Perry, E.S. (2016) The coastal marine Tardigrada of the Americas. *Zootaxa*, 4126, 375–396.
- Plate, L. (1888) Beiträge zur Naturgeschichte der Tardigraden. *Zoologische Jahrbücher. Abteilung für Anatomie und Ontogenie der Tiere*, 3, 487–550.
- Pollock, L.W. (1970) *Batillipes dicrocercus* n. sp., *Stygarctus granulatus* n. sp. and other tardigrades from Woods Hole, Massachusetts, USA. *Transactions of the American Microscopical Society* 89, 38–52.
- Pollock, L.W. (1971) On some British marine Tardigrada, including two new species of *Batillipes*. *Journal of the Marine Biological Association of the United Kingdom*, 51 (01), 93–103. <http://dx.doi.org/10.1017/S0025315400006482>
- Ramazzotti, G. (1959) Il gruppo dell' *Echiniscus viridis* con la nuova specie *E. perviridis* e *Macrobotus pustulatus*, altra nuova specie (Tardigrada). *Atti della Societa Italiana di Scienze Naturali e del Museo Civico di Storia Naturale in Milano*, 98, 303–309.
- Ramazzotti, G. (1962) Il Phylum Tardigrada. *Memorie dell'Istituto Italiano di Idrobiologia, Pallanza*, 16, 1–595.
- Ramazzotti, G. & Maucci, W. (1983) Il Phylum Tardigrada. III. Edizione riveduta e aggiornata (English translation). *Memorie dell'Istituto Italiano di Idrobiologia, Pallanza*, 41, 1–1012.
- Renaud-Debyser, J. (1959) Sur quelques Tardigrades du Bassin d'Arcachon. *Vie et Milieu*, 10, 135–146.
- Renaud-Mornant, J. (1970) *Parastygarctus sterreeri* n. sp., Tardigrade marin nouveau de l'Adriatique. *Cahiers de Biologie Marine* 11, 355–360.
- Renaud-Mornant, J. & Deroux, G. (1976) *Halechiniscus greveni* n. sp. Tardigrade marin nouveau de Roscoff (Arthrotardigrada). *Cahiers de Biologie Marine*, 17, 131–137.
- Rho, H.S., Min, B.H. & Chang, C.Y. (1999) Taxonomic study of marine tardigrades from Korea I. Genus *Batillipes* (Heterotardigrada: Batillipedidae). *The Korean Journal of Systemic Zoology*, 15 (1), 107–118.
- Richters, F. (1909) Tardigraden-Studien. *Bericht der Senckenbergische Naturforschenden Gesellschaft*, 40, 28–45.
- Schultze, M. (1865) *Echiniscus Sigismundi*, ein Arctiscoide der Nordsee. *Archiv für mikroskopische Anatomie*, 1, 428–436.
- Schultze, C.A.S. (1834) *Macrobotus Hufelandii* animal e crustaceorum classe novum, reviviscendi post diurnam asphyxia et ariditatem potens, etc. 8 Seiten, 1 tab. C. Curths, Berlin, 6 pp, I Table.
- Schulz, E. (1935) *Actinarctus doryphorus*, nov. gen. nov. spec. ein merkwürdiger Tardigrad aus der Nordsee. *Zoologischer Anzeiger*, 111, 285–288.
- Schulz, E. (1951) Über *Stygarctus bradypus* n. g. n. sp., einen Tardigraden aus dem Küstengrundwasser, und seine phylogenetische Bedeutung. *Keiler Meeresforschung*, 8, 86–97.
- Schulz, E. (1955) Studien an marinen Tardigraden. *Kieler Meeresforschungen*, 11, 74–79.
- Schulz, E. (1963) Über die Tardigraden. *Zoologischer Anzeiger*, 171, 3–12.
- Thulin, G. (1928) Über die Phylogenie und das System der Tardigraden. *Hereditas*, 11 (2-3), 207–266.
- Uhlig, G. (1968) Quantitative methods in the study of interstitial fauna. *Transactions of the American Microscopical Society*, 87 (2) 226–232. <http://dx.doi.org/10.2307/3224446>
- Zawierucha, K., Grzelak, K., Kotwicki, L., Michalczyk, Ł. & Kaczmarek, Ł. (2013) *Batillipes pennaki* Marcus, 1946, a new addition to the Thai tardigrade fauna, with an overview of literature on the species. *Pakistan Journal of Zoology*, 45 (3), 801–808.