

2012

## Press Clippings for the Exhibit

Allison Marsh

*University of South Carolina - Columbia*, [marsha@mailbox.sc.edu](mailto:marsha@mailbox.sc.edu)

Follow this and additional works at: [https://scholarcommons.sc.edu/imm\\_additional](https://scholarcommons.sc.edu/imm_additional)



Part of the [Archival Science Commons](#), [Arts and Humanities Commons](#), [Information Literacy Commons](#), [Scholarly Communication Commons](#), and the [Scholarly Publishing Commons](#)

---

### Recommended Citation

Marsh, Allison, "Press Clippings for the Exhibit" (2012). *Additional Information*. 1.  
[https://scholarcommons.sc.edu/imm\\_additional/1](https://scholarcommons.sc.edu/imm_additional/1)

This Book is brought to you by the Imaging the Invisible at Scholar Commons. It has been accepted for inclusion in Additional Information by an authorized administrator of Scholar Commons. For more information, please contact [digres@mailbox.sc.edu](mailto:digres@mailbox.sc.edu).



U N I V E R S I T Y O F  
SOUTH CAROLINA

## Imaging the Invisible exhibit

"Imaging the Invisible," a collection of photos and scientific instruments that explores a world not seen by the naked eye, opens Saturday, Aug. 13, at the University of South Carolina McKissick Museum's north gallery.

The exhibit, which runs through Dec. 9, examines how scientists create images of the non-visible world, using technologies such as micro-flash photography and sonar. From the adoption of the microscope for use in biology to current techniques used in imaging atoms at the nano-scale, technology has changed how scientists formulate research questions and how the general public visualizes scientific findings.

Funded in part by the National Science Foundation, "Imaging the Invisible" provides an episodic survey of the history of scientific imaging technology, focusing on the four key areas of imaging the microscopic, imaging the fast moving, imaging under water, and imaging at the nano-scale.

Allison Marsh, an assistant professor of history at the University of South Carolina, guest curated "Imaging the Invisible," along with graduate student Sarah Scripps. Undergraduate graphic arts student Linda Fung designed the show, and undergraduate information science student Megan Coker created educational materials to supplement the exhibit. Marsh said the overall goal of the exhibit is "to challenge visitors to think about scientific imaging in new ways."

"As scientific images proliferate in the popular media, it is the public's responsibility to reflect on the nature of the visual world around them," Marsh said. "We want visitors to consider how they interact with science and technology every day."

Marsh said the exhibit begins by asking the visitor a series of questions, such as "Why do we trust scientific images to be faithful or truthful representations of things we are unable to see with the naked eye?" or "When do scientific images become works of art?"

Marsh said that because the exhibit juxtaposes science and art, it should appeal to visitors with varying interests in imaging technology. "People with a particular interest in art can view the iconic photographs of Eadweard Muybridge and Harold Edgerton; individuals more interested in technology can examine the wide range of instruments on display," she said.

The exhibit highlights a variety of research at USC, including the artwork of Chris Robinson and the mechanical engineering impact tests of Michael Sutton.

"Imaging the Invisible" focuses attention on the intersection of science and daily life. "With products ranging from more durable tennis rackets to antibacterial children's toys to diet supplements of dubious value, nanotechnology is abundant in the consumer marketplace," Marsh said.

Located on the university's historic Horseshoe, McKissick Museum features two permanent exhibitions, a number of rotating temporary exhibits and provides educational and cultural programming. Many of McKissick's offerings are available through grants and private funding.

The museum is open weekdays, 8:30 a.m.-5:00 p.m. and Saturday, 11 a.m.-3 p.m.

For more information about "Imagine the Invisible" or McKissick Museum, call 803-777-7251 or visit [www.cas.sc.edu/MCKS/](http://www.cas.sc.edu/MCKS/).

Posted: 08/10/11 @ 5:30 PM | Updated: 08/10/11 @ 5:51 PM | Permalink



ABOUT US

EXHIBITIONS

Pets in America  
Grass Roots

COLLECTIONS

CALENDAR OF EVENTS

EDUCATION

BROADCAST ARCHIVES

FOLKLIFE RESOURCES

PUBLICATIONS

MUSEUM MANAGEMENT  
CERTIFICATE PROGRAM

SITE MAP

SEARCH

☒ USC ☐ THIS SITE

ABOUT THE UNIVERSITY

COLLEGE OF ARTS AND  
SCIENCES

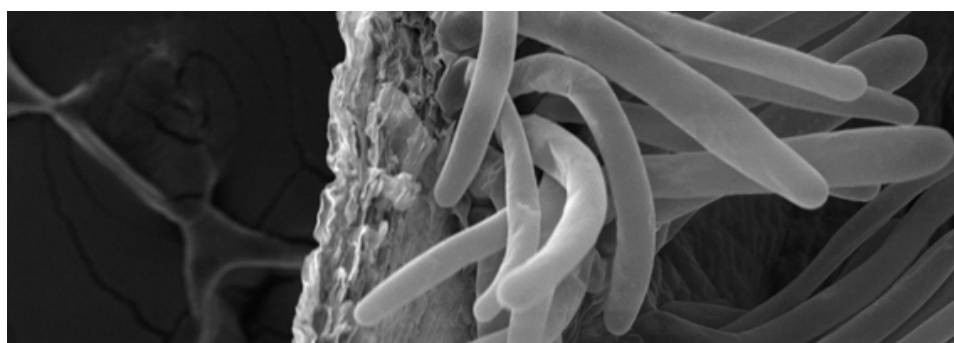
USC VISITOR'S CENTER

McKissick Museum is accredited by  
the American Association of Museums



## Featured Exhibitions

Check the [calendar of events](#) for a full schedule of upcoming programs, including exhibition receptions and tours!



### ***Imaging the Invisible: Challenging Visitors to Think about Scientific Imaging*** August 13 – December 12, 2011 Second Floor

*Imaging the Invisible* takes up the particular question of how technology has changed the public's understanding of the non-visible world. From Leeuwenhoek's adoption of the microscope for use in biology to current techniques for imaging atoms at the nano-scale, imaging technology has changed scientific discourse and research inquiry, but it has also changed how the general public conceptualizes scientific findings. More specifically, as imaging technology has progressed it has created an epistemic quandary: Are scientific images faithful representations? Can we believe what we see through a microscope, through a camera lens, or underwater? What can we expect to learn when particles one-billionth of a meter are magnified? Is imaging science a steady march of progress? Do technological advances always result in the ability to image ever-smaller things? *Imaging the Invisible* is an exhibit that surveys particular instances in the history of imaging technology to question the changing meaning of representation in scientific imagery. Visitors are asked to consider the challenges scientists face in convincing others that the images the instruments produce are evidence of an unseen reality.



Several USC research projects will be highlighted within the exhibition

including work being done by the **NanoCenter**; the **Department of Art**; the **A.C. Moore Herbarium**; McKissick Museum and the **School of Library and Information Science**; and the **South Carolina Institute of Anthropology and Archaeology** and Members of the **Maritime Research Division (MRD)**.

Primary funding for *Imaging the Invisible* provided by the National Science Foundation Grant # SES-0531160, *Nanotechnology in Society Network Node: Imaging, Scientific Change and Public Understanding of Emerging Nanotechnologies*. Additional funding provided by USC's Office of Undergraduate Research Magellan Scholars Program.

Images: soft hair stomata of mint plant based on Dr. John Nelson's research, USC A.C. Moore Herbarium (top); Marie Tharp in her drafting room, from Lamont-Doherty Earth Observatory, Columbia University. (right).



### ***Showing Your Mettle***

**September 10 – December 12, 2011  
Second Floor**

Juxtaposing the words mettle and metal, McKissick curators have mined the collection for a cross-section of metal objects that symbolize a person's character.

*Showing Your Mettle* invites visitors to see some of Museum's hidden treasures, while also considering how these objects are tied to a person's identity. Featured objects include a Civil War mess kit, silver tea canister, dueling pistols, ceremonial swords, political memorabilia, coinage, awards and medals cast in gold, silver, bronze and brass. The exhibition raises the questions: What kind of people owned or used these objects? What do they say about the individual? Visitors are encouraged to leave comments as to how they show their mettle, whether it be through materials collected for personal adornment or visual display.



Images: fighting Gamecock brooch, circa 1970 (top), and SC College tag, 1905 (right), both collection of McKissick Museum, University of South Carolina.



# UNDER *the* DOME

*Telling the Story of Southern Life*

McKISSICK MUSEUM NEWSLETTER • Fall 2011

## Imaging the Invisible

Aug. 13–Dec. 11, 2011

North Gallery

Imaging the Invisible examines the ways that technology has changed the public's understanding of the non-visible world. From the adoption of the microscope for use in biology to current techniques for imaging atoms at the nanoscale, imaging technology has changed scientific research and how the general public grasps scientific findings.

More specifically, as imaging technology has progressed, it has created even more questions: Are scientific images faithful representations? Can we believe what we see through a microscope, through a camera lens, or underwater? What can we expect to learn when particles one-billionth of a meter in size are magnified? Is imaging science a steady march of progress? Do technological advances always result in the ability to image ever-smaller things? Imaging the Invisible is an exhibit that surveys particular instances in the history of imaging technology to question the changing meaning of representation in scientific imagery. Visitors are asked to consider the challenges scientists face in convincing others that the images the instruments produce are evidence of an unseen reality.

Several USC research projects will be highlighted within the exhibition, including work being done by the NanoCenter, the Department of Art, the A.C. Moore Herbarium, McKissick Museum and the School of Library and Information Science, and the South Carolina Institute of Anthropology and Archaeology and members of the Maritime Research Division.


In conjunction with the exhibition, the University of South Carolina will host a conference, "The Public History of Science and Technology" Sept. 11–14, 2011. The conference includes an opening reception at McKissick Museum on Sunday, Sept. 11, from 4 to 6 p.m. To learn more and register for the conference, please visit [www.cas.sc.edu/hist/conf/phst/index.html](http://www.cas.sc.edu/hist/conf/phst/index.html).

Imaging the Invisible is based on work supported by the National Science Foundation (NSF Grant #SES-0531160).



*Top: Marie Tharp in her drafting room, from Lamont-Doherty Earth Observatory*

*Right: Image of soft hair stomata of mint plant based on Dr. Nelson's research, USC Herbarium*



**Times:** Monday - Friday 8:30 am - 5 pm; Saturday 11 am - 3 pm

**Admission:** Free Admission & Open to the Public

**Phone:** 803-777-7251

**Venue:** McKissick Museum

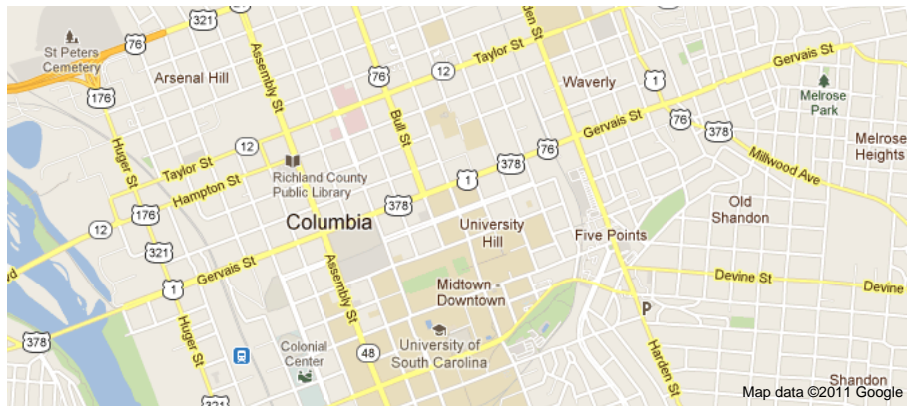
**Visit Website**

Imaging the Invisible takes up the particular question of how technology has changed the public's understanding of the non-visible world. From Leeuwenhoek's adoption of the microscope for use in biology to current techniques for imaging atoms at the nano-scale, imaging technology has changed scientific discourse and research inquiry, but it has also changed how the general public conceptualizes scientific findings. More specifically, as imaging technology has progressed it has created an epistemic quandary: Are scientific images faithful representations? Can we believe what we see through a microscope, through a camera lens, or underwater? What can we expect to learn when particles one-billionth of a meter are magnified? Is imaging science a steady march of progress? Do technological advances always result in the ability to image ever-smaller things? Imaging the Invisible is an exhibit that surveys particular instances in the history of imaging technology to question the changing meaning of representation in scientific imagery. Visitors are asked to consider the challenges scientists face in convincing others that the images the instruments produce are evidence of an unseen reality.

Several USC research projects will be highlighted within the exhibition including work being done by the NanoCenter; the Department of Art; the A.C. Moore Herbarium; McKissick Museum and the School of Library and Information Science; and the South Carolina Institute of Anthropology and Archaeology and Members of the Maritime Research Division (MRD).

Primary funding for Imaging the Invisible provided by the National Science Foundation Grant # SES-0531160, Nanotechnology in Society Network Node: Imaging, Scientific Change and Public Understanding of Emerging Nanotechnologies. Additional funding provided by USC's Office of Undergraduate Research Magellan Scholars Program.

Map





## Seeing the Unseen

**Exhibit Explores Microscopy, Underwater Photography, Nano-Scale Imaging and More**

by : Craig Brandhorst

How do scientists create images of things too small, too fast or too obstructed to be seen by the naked eye? What instruments have scientists used to generate such imagery in the past, and what will they use to generate even more precise imagery in the future? And why, if we cannot actually see these images ourselves, do we even believe that they are accurate?

These questions and many more are explored — if not definitively answered — in the unusual exhibit *Imaging the Invisible* on display at USC's McKissick Museum now through Dec. 12.

The brainchild of guest curator and assistant professor of history Allison Marsh, *Imaging the Invisible* provides a closer look at microscopic imaging, stop-action photography used to capture images of high-speed motion, underwater photography and the computer-generated nano-scale technologies of tomorrow. The exhibit also explores aspects of biology, mechanical engineering, archeology, physics, philosophy and history.

Funded through a grant by the National Science Foundation, the exhibit is intended partly to get the word out about various NSF-funded research projects currently under way at the university, among them those coming out of USC's interdisciplinary NanoCenter, which is dedicated to the innovation and commercialization of nanotechnology.

"Most people don't have a good working knowledge of what nanotechnology really is, so the approach we tried to take was to set nanotechnology in a historical context where we don't just throw you into it but we build it up," Marsh explains.

"We show you that nanotechnology did not just spring up in the 1980s out of nowhere but is built on the scientific advancements of many generations. We look at the history of scientific imaging, not just nanotechnology."

That means following the history of imaging technology from the 17th century invention of the microscope by Anton von Leeuwenhoek to the sometimes-revolutionary, sometimes-dubious contemporary applications

of nanotechnology for the marketplace.

Along the way, visitors can check out a 19th century microscope used by South Carolina botanist Henry William Ravenel; century-old plant specimens from USC's A.C. Moore herbarium photographed using 21st century imaging techniques; original photographic prints by Edward Muybridge and MIT engineer-turned-accidental-art-photographer Harold Edgerton; original Microflash cameras developed by Edgerton; underwater cameras used by USC underwater archeologist Chris Amer; even an antimicrobial teddy bear developed using recent advancements in nanotechnology.

Bibliophiles and entomologists will also enjoy the rare chance to glimpse a 1665 edition of Robert Hooke's *Micrographia*. Notable for marking the first usage of the term "cell" to describe the smallest visible part of a plant, *Micrographia* also features several intricate and now-iconic engravings of tiny insects such the louse and the flea. On loan from the university's rare books collection, the volume is on display under heavily filtered lighting and will be opened to a different folio each month in the interest of preservation.

"We have to change the page opening so it doesn't get light damage," Marsh explains. "But as a result you get to see different engravings, different folios on return visits. We've identified the major folios for people to see — the flea, the louse, the fly's eye."

Though not quite as rare as Hooke's 17th century scientific bestseller, the 1887 Muybridge print (on loan from the University of Pennsylvania) and the multiple original prints by mid-20th century M.I.T mechanical engineer Edgerton also represent an opportunity for museumgoers to see something unique.

"Edgerton was making some claims about engineering dynamics, and because people weren't necessarily buying his arguments he started making these really interesting photographs to support his engineering claims," says Marsh. "However, the pictures themselves are just so beautiful as art that they became iconic images."

Indeed, many of Edgerton's stop-action, stroboscopic photographs — such as the famous image of a bullet being shot through an apple, which is included among the half-dozen Edgerton prints on display — were originally featured in popular mid-century magazines such as *LIFE* but are now heavily protected by the Harold Edgerton Trust.

"These are all original prints produced by Edgerton," Marsh explains.



"We were forbidden to make digital images because they won't allow you to manipulate the image in any way. We can't even use them for our advertising."

Of course, for all the original prints, antiquarian books and vintage scientific devices, Imaging the Invisible is as much about raising philosophical questions as it is about displaying rare artifacts.

"We're looking at the problem of documenting a world you cannot see, whether it's too small or too fast or even if it's underwater," Marsh explains. "We're also looking at how you convince people that what you're imaging is actually real. People say, 'Well, I can't see that with my own eye, so why should I trust that?'"

"That might not be that controversial of a question with the microscope, which we've been using for a couple hundred years, but it's a little bit different with the computer-generated image, where we're just looking at data at the nano-scale."

Admission to the exhibit is free. A reception held in conjunction with a conference on the public understanding of history and technology will be held at the museum Sept. 11.

*Let us know what you think: Email [news@free-times.com](mailto:news@free-times.com) or comment below.*

Powered by Content Management System - PLANet w3 Magazine - PLANet Systems Group 2007

[WISTV.com](http://WISTV.com)



[More WISTV Sites](#)

[Log in](#) [Contact us](#)

## McKissick Museum celebrates "Imaging the Invisible and Showing your Mettle" exhibit | Arts & Culture

### Title

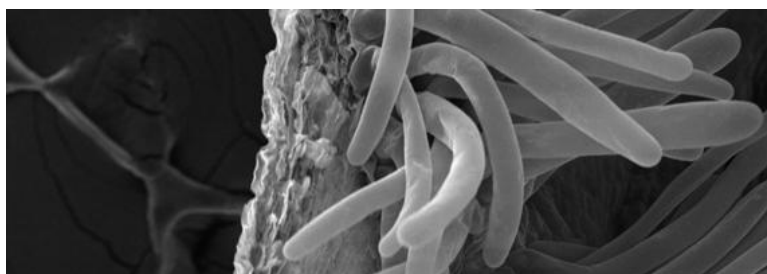
McKissick Museum celebrates "Imaging the Invisible and Showing your Mettle" exhibit



Submitted by [Tanessa Jennings \(/profile/43859/tanessa-jennings/\)](#), Community Web Producer  
Friday, September 9th, 2011, 12:25pm

0 0  
[Like](#) (#) [Tweet](#) (#)  
[Print](#) (#) [E-mail](#) (#)

Topics: [Arts & Culture \(/news/arts-culture/\)](#), [Events \(/news/events/\)](#)



McKissick Museum invites you to explore the seen and unseen worlds around us at a reception celebrating our Fall exhibitions *Imaging the Invisible* and *Showing your Mettle* on Sunday, September 11, 2011 from 4:00 – 6:00 pm.

Funded in part by the National Science Foundation, *Imaging the Invisible* examines our understanding of the non-visible world and the technologies that support it, including Oceanography, Sonar, and Photography in motion.

*Showing Your Mettle* features some of the Museum's hidden treasures, including a Civil War mess kit, silver tea canister, dueling pistols, ceremonial swords, and political memorabilia, while also considering how these objects are tied to a person's identity.

The reception also serves as the opening for the Public History of Science and Technology conference which runs September 11-14, 2011. Both the reception and conference are free and open to the public.

For conference registration, please visit <http://www.cas.sc.edu/hist/conf/phst/index.html> (<http://www.cas.sc.edu/hist/conf/phst/index.html>)

Topics: [Arts & Culture \(/news/arts-culture/\)](#), [Events \(/news/events/\)](#)

**Share with friends**

[\(#\)](#) [\(#\)](#) [\(#\)](#)

### Top Columbia Stories

News



[\(/news/news/50832\)](#)

[-macys-santa-makes-stop-columbia\)](#)  
[Macy's Santa makes a stop in Columbia \(/news/news/50832-macys-santa-makes-stop-columbia\)](#)

News



[\(/news/news/50833\)](#)

[-columbia-layaway-counters-have-visits-angels\)](#)  
[Columbia layaway counters have visits ... \(/news/news/50833-columbia-layaway-counters-have-visits-angels\)](#)

News



[\(/news/news/50830\)](#)

[-city-columbia-enforce-no-profanity-ordinance-parks\)](#)  
[City of Columbia to enforce "no ... \(/news/news/50830-city-columbia-enforce-no-profanity-ordinance-parks\)](#)

News



[\(/news/news/50829\)](#)

[-sketches-reveal-glimpse-proposed-downtown-walmart-plans\)](#)  
[Sketches reveal glimpse of proposed ... \(/news/news/50829-sketches-reveal-glimpse-proposed-downtown-walmart-plans\)](#)

Monday, 12 September 2011 21:57

# McKissick Museum exhibit 'Imaging the Invisible' blurs line between art, science

By [Travis Broussard](#), *The Daily Gamecock*  
[mix@dailygamecock.com](mailto:mix@dailygamecock.com)

Share this article:

font size

[Print](#)

[Be the first to comment!](#)

Rate this item

(1 vote)

The McKissick Museum has set out to answer one question in one of its newest exhibits: Can you trust what you cannot see?

"Imaging the Invisible," brainchild of USC's assistant professor of history Allison Marsh, attempts to blur the line between art and science. The exhibit shows the progression of micro- and nanoscale imaging and technology — objects and events that are too small, hidden or fast to be seen by the naked eye.

The first thing visitors see upon entering the exhibit is a 10-minute documentary titled "Powers of Ten," which takes viewers from a 1-meter-square spot in a city all the way out to the fringes of the known universe and back to the nucleus of a carbon atom.

On the opposite wall, behind glass doors, is a 3-D imaging studio, which houses a machine that can take three-dimensional images of objects and manipulate them on a computer screen.

Moving into the main exhibit area, museumgoers will be taken through advances in "nanotechnology," from a copy of Robert Hooke's "Micrographia" to Eadweard Muybridge's famous galloping horse photos to modern microscopes and applications of nanotechnology.

Ja-Nae Epps, McKissick's visitor services and operations manager, says the exhibit is designed to appeal to anyone with even a passing interest in art, history or science.

"We asked people before we opened the exhibit what they thought of nanotechnology," Epps said. "And a lot of people were scared of it. They didn't know what it was or what it could do."

The exhibit's goal is to help researchers bring a broad subject into the public eye, says Epps. She hopes the exhibit will make visitors question the meaning of the term "nanotechnology" and whether or not it is just another buzzword.

One particular section of the exhibit features many everyday products like shampoo and athletic wear branded as "nanotechnology," encouraging visitors to question the packaging's claims of improved performance.

"Imaging the Invisible" also touches on controversies related to slow-motion or small-scale imaging, mainly how hard it is to trust what can't be seen with one's own eyes. Epps says that even in the mid-1800s when Muybridge took his famous photographs, photo manipulation was possible and was the very reason for the photos' initial rejection.

Now, with photo editors and computer imaging, it is up to the viewer whether or not to trust what they see.

Pieces featured in the exhibit are intentionally placed to come full circle. The first and last thing visitors see in the exhibit is a simple microscope, much like one found in a high school science classroom.

"We wanted to start out with something everyone is familiar with," Epps said. "And at the end we hope they would have a new perspective on things."

"Imaging the Invisible" will be featured on McKissick's second floor until Dec. 12.

Read **751** times |

Published in [Mix Archives](#)

[back to top](#)



# PARENTS WEEKEND SCHEDULE OF EVENTS

## friday, september 23

### Visit a Friday Class at Carolina!

These professors have opened their classes today for you to visit! Make sure to arrive early, and please sit near the back.

#### 9:05-9:55 a.m.

Applied Aspects of Human Nutrition (HPEB 502), Public Health Research Center, room 114

European Civilization from the Mid-17th Century (HIST 102B), Williams-Brice Building, room 135

The Ocean Environment (MSCI 101), Jones Physical Science Center, room 002

University 101, section 007, Honors Residence, room B110

University 101, section 135, Booker T. Washington, room 200

University 101, section 151, Columbia Hall, room 109

#### 10:10-11 a.m.

Critical Reading and Composition (ENGL 101C), Booker T. Washington, room 211

Basic College Mathematics (MATH 111B), Williams-Brice Building, room 132

European Civilization from the Mid-17th Century (HIST 102B), Williams-Brice Building, room 131

Introduction to Geography (GEOG 103), Callcott, room 011

University 101, section 136, Booker T. Washington, room 200

University 101, section 152, Columbia Hall, room 109

#### 11:15 a.m.-12:05 p.m.

Critical Reading and Composition (ENGL 101C), Booker T. Washington, room 211

Rhetoric and Composition (ENGL 102C), Booker T. Washington, room 200

University 101, section 010, Columbia Hall, room 107

#### 12:20-1:10 p.m.

Critical Reading and Composition (ENGL 101C), Williams-Brice Building, room 136

Introduction to the Earth (GEOL 101), Jones Physical Science Center, room 210

University 101, section 017, Wardlaw, room 109

University 101, section 137, Booker T. Washington, room 200

#### 1:25-2:15 p.m.

Physiology of Muscular Activity (EXSC 530), Public Health Research Center, room 114

#### 8:30 a.m.-5 p.m.

**Creatures, Characters, Legends and Locavores: USC Honors College Student Exhibition Proposals**

**McKissick Museum, 3rd Floor**

Visit a showcase of exhibition proposals created by Honors College students in an Introduction to Public History course. *Sponsored by McKissick Museum*

#### 8:30 a.m.-5 p.m.

**Imaging the Invisible**

**McKissick Museum, 2nd Floor North Gallery**

McKissick Museum invites you to explore the world around us not seen by the naked eye. "Imaging the Invisible" examines our understanding of the non-visible world and the technologies that support it, including oceanography, sonar and photography in motion. From the adoption of the microscope for use in biology to current techniques for imaging atoms at the nanoscale, imaging technology has changed scientific research and how the general public grasps scientific findings. Funded by the National Science Foundation, "Imaging the Invisible" surveys the history of scientific imaging technology and its uses in modern life from electronics to medicine, cosmetics to appliances and even clothing. *Sponsored by McKissick Museum*

#### 8:30 a.m.-5 p.m.

**Irvin Department of Rare Books and Special Collections in the Ernest F. Hollings Library**

**Ernest F. Hollings Library (enter through the main library entrance of Thomas Cooper Library)**

Stop by the new Ernest F. Hollings Library and take a look at the Irvin Department of Rare Books and Special Collections! The exhibit in the gallery is "Mapping the Heavens: An Exhibition Introducing the Robert B. Ariail Collection of Historical Astronomy." *Sponsored by University Libraries*

#### 8:30 a.m.-5 p.m.

**Natural Curiosity: The University of South Carolina and the Evolution of Scientific Inquiry in the Natural World**

**McKissick Museum, 3rd Floor**

Humans possess a fascination with the natural world around them. We always have. From the 32,000-year-old cave paintings of horses in France to the giraffe stickers today's children paste

Please **wear** your Parents Weekend **nametag** to all activities. It serves as your **admission ticket**. Separate **tickets** are required for the **Tailgate Party** and **football game**.

**FREE PUBLICITY****Reach Thousands of People in the Columbia Area - Promote Your Group!**Promote Your Business: [Advertise Here](#)

## Columbia Events

[Columbia, SC](#) > [Columbia Events](#) > Exhibition - Imaging the Invisible

A

### View by Date

DECEMBER, 2011						
< T o d a y >						
S	M	T	W	T	F	S
27	28	29	30	1	2	3
4	5	6	7	8	9	10
11	12	13	14	15	16	17
18	19	20	21	22	23	24
25	26	27	28	29	30	31
1	2	3	4	5	6	7

### View by Timeframe

- [Upcoming Columbia Events](#)
- [This Weekend](#)
- [Next Weekend](#)
- [In the past](#)

### Category

- [All Categories](#)
- [Arts and Entertainment](#)
- [Business and Professional](#)
- [Clubs and Organizations](#)
- [Government and Politics](#)
- [Health and Fitness](#)
- [Real Estate](#)
- [Religion and Spirituality](#)
- [Restaurants](#)
- [Schools and Libraries](#)
- [Shops and Stores](#)
- [Sports and Recreation](#)

### Search Events



#### SHARE THIS EVENT:

[Comment](#) | [Email](#) | [Print](#)[Like](#)[Send](#)

## Exhibition - Imaging the Invisible

[Like](#)[Send](#)

Be the first of your friends to like this.

Ads by Google

**Columbia Coupons** [www.Groupon.com/Columbia](http://www.Groupon.com/Columbia)

1 ridiculously huge coupon a day. It's like doing Columbia @ 90% off!

Save To Your Calendar:

[Outlook](#)[Apple iCal](#)[YAHOO!](#)

date: **Tuesday, October 18, 2011** time: 8:30 AM to 5:00 PM venue: **McKi Museum** address: **816 Bull Street Columbia, SC 29208** [View map](#)  
 from: [McKissick Museum](#)

### Challenging Visitors to Think about Scientific Imaging

Imaging the Invisible takes up the particular question of how technology changed the public's understanding of the non-visible world. From Leeu adoption of the microscope for use in biology to current techniques for ir atoms at the nano-scale, imaging technology has changed scientific disc research inquiry, but it has also changed how the general public concep scientific findings. More specifically, as imaging technology has progres created an epistemic quandary: Are scientific images faithful representa we believe what we see through a microscope, through a camera lens, ( underwater? What can we expect to learn when particles one-billionth of are magnified? Is imaging science a steady march of progress? Do tech advances always result in the ability to image ever-smaller things? Imag Invisible is an exhibit that surveys particular instances in the history of in technology to question the changing meaning of representation in scient imagery. Visitors are asked to consider the challenges scientists face in others that the images the instruments produce are evidence of an unse

Location: Second Floor

Admission: Free

category: [Arts and Entertainment](#) website: [Click to visit the site](#)

Looking for something to do before or after this event?

**Search Columbia Yellow Pages**

Enter category or name

[Find a coffee shop](#)[Find a restaurant](#)

**Congratulations!**  
 You're today's  
 Columbia, South  
 Carolina iPad 2  
 winner



# **Columbia Star**

---

December 16, 2011 Edition

## **Imaging the Invisible**

Contributed by USC's McKissick Museum



"Imaging the Invisible," a collection of photos and scientific instruments that explores a world not seen by the naked eye, opened Saturday, August 13, at the University of South Carolina McKissick Museum's north gallery. The exhibit, which runs through December 9, examines how scientists create images of the non-visible world, using technologies such as micro-flash photography and sonar. From the adoption of the microscope for use in biology to current techniques used in imaging atoms at the nano-scale, technology has changed how scientists formulate research questions and how the general public visualizes scientific findings.

Funded in part by the National Science Foundation, "Imaging the Invisible" provides an episodic survey of the history of scientific imaging technology, focusing on the four key areas of imaging the microscopic, imaging the fast moving, imaging under water, and imaging at the nano-scale.

Allison Marsh, an assistant professor of history at the University of South Carolina, guest curated "Imaging the Invisible," along with graduate student Sarah Scripps. Undergraduate graphic arts student Linda Fung designed the show, and undergraduate information science student Megan Coker created educational materials to supplement the exhibit. Marsh said the overall goal of the exhibit is "to challenge visitors to think about scientific imaging in new ways."

"As scientific images proliferate in the popular media, it is the public's responsibility to reflect on the nature of the visual world around them," Marsh said. "We want visitors to consider how they interact with science and technology every day."

Marsh said the exhibit begins by asking the visitor a series of questions, such as "Why do we trust scientific images to be faithful or truthful representations of things we are unable to see with the naked eye?" or "When do scientific images become works of art?"

Marsh said that because the exhibit juxtaposes science and art, it should appeal to visitors with varying interests in imaging technology. "People with a particular interest in art can view the iconic photographs of Eadweard Muybridge and Harold Edgerton; individuals more interested in technology can examine the wide range of instruments on display," she said.

The exhibit highlights a variety of research at USC, including the artwork of Chris Robinson and the mechanical engineering impact tests of Michael Sutton.

"Imaging the Invisible" focuses attention on the intersection of science and daily life. "With products ranging from more durable tennis rackets to antibacterial children's toys to diet supplements of dubious value, nanotechnology is abundant in the consumer marketplace," Marsh said.

Located on the university's historic Horseshoe, McKissick Museum features two permanent exhibitions, a number of rotating temporary exhibits and provides educational and cultural programming. Many of McKissick's offerings are available through grants and private funding.

The museum is open weekdays, 8:30 a.m.-5:00 p.m. and Saturday, 11 a.m.-3 p.m.

For more information about "Imagine the Invisible" or McKissick Museum, call 803-777-7251 or visit [www.cas.sc.edu/MCKS/](http://www.cas.sc.edu/MCKS/).

2011-08-26 / Front Page

Like 0

[Return to top](#)

[Share / Save](#) [f](#) [t](#) [g+](#) [d](#)

Search [Archives](#)

[View Normal Site](#)



HOME LOCAL WEATHER SPORTS TRAFFIC HEALTH LIFESTYLE PROGRAMMING COMMUNITY ABOUT US

DEC  
19

## EVENTS

find something to do

Event title or venue name

Search

Add An Event

« Home



### Imaging the Invisible

ART AND EXHIBITS

Like

Friday, December 9, 2011, 4:30 PM - 1:00 AM

This exhibit will challenge visitors to think about scientific imagery and how technology has changed the publics understanding of the non-visible world.



[Improve this event listing](#)

### Venue

University of South Carolina - McKissick Museum

1500 Pendleton St.

Columbia, SC 29208

[Improve this venue listing](#)

### More Event Ideas

#### More Art and Exhibits Events

Jeff Donovan and Marcelo Novo: New Work at If Art Gallery Monday, Dec 19, 11:00 AM

Natural Curiosity: University of SC and the Evolution of Scientific Inquiry in the Natural World at University of South Carolina - McKissick Museum Monday, Dec 19, 8:30 AM

Baruch Silver Collection at University of South Carolina - McKissick Museum Monday, Dec 19, 8:30 AM

More Events at University of South Carolina - McKissick Museum

### Nearby Deals

**\$20 off Color or Highlights!**

Charles & Company

**FREE Respiratory Evaluation**

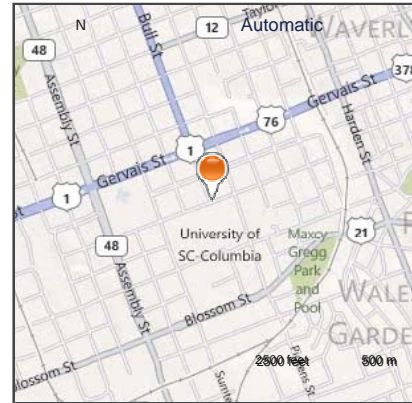
AeroCare

**Leopard Lounge Crashing**

Seabrook Island Wellness

**\$20 off a 1 hour massage!**

Charleston Holistic Center, LLC.



[Get Directions](#)

### FEATURED RESTAURANTS



Downtown

Peninsula Grill At

Planters Inn

The best is yet to come...



Colleton County

Fat Jack's Grillin' & Chillin'

Casual dining in a friendly atmosphere.

### Recent Activity

Login

You need to be logged into Facebook to see your friends' recent activity.



**Autistic service dog found dead in family's front yard**

148 people recommend this.



**Man wanted for attempting to abduct girls in North Charleston**

347 people recommend this.



**Former cadet files suit against The Citadel for hazing**

61 people recommend this.

Facebook social plugin

**USCCONNECT****MEGAN COKER****Library and Information Science  
Class of 2012**

## Integrating learning within and beyond the classroom

At the University of South Carolina, we apply what we learn in class to the research we conduct in the lab and in the field. We gain new perspectives from the world around us as we share our experiences in community service projects. We solve problems in new and creative ways. See how we connect.

[LEARN MORE ABOUT THE PROGRAM.](#)

+ Bio

